



Certificate No.:
125817
LP Gas - Domestic



CERTIFICATE OF CONFORMITY FOR GAS INSTALLATIONS: OCCUPATIONAL HEALTH AND SAFETY ACT, 1993 Regulation 17(3) of the Pressure Equipment Regulations, 2009

Company Name :	0		
Physical Address :	villa 13918 San lameer Estate	ERF Number:	000
Province :	KwaZulu-Natal	Town :	Southbroom
Postal Code :	000		

User/Owner's Details

Name & Surname :	Wessel Rbits	Capacity :	owner
Cell No. :	0724478230	Email Address :	wesselsanlameer@gmail.com

Certificate Received By

Name & Signature :	wessel Rbits	Signature :	

Gas Practitioner's Details

Name & Surname :	James Theunissen	SAQCC Gas Reg no:	3551/R
Cell No.:	27827523248	Email Address:	james.theunissen@gmail.com
Company :	Independent Contractor	Tel No.:	0827523248
Practitioner Type:	Permanent	LPGSA Reg No:(If any)	

Practitioner's Signature:

			
Date	08-12-22	Job Card	villa 13918

Declaration: I James Theunissen declare that I am an authorised person and confirm that the information provided is correct.



Certificate No.:

125817

LP Gas - Domestic



CERTIFICATE OF CONFORMITY FOR GAS INSTALLATIONS: OCCUPATIONAL HEALTH AND SAFETY ACT, 1993 Regulation 17(3) of the Pressure Equipment Regulations, 2009

Type of Installation :	Domestic
Reason for Issue of Certificate :	New Installation
Previous CoC number issue for the Site if Applicable :	0

Cylinder Size	Quantity	Cylinder / Tank Details	
19kg	2	Weight (Kg)	38
		Volume (Ltrs)	38
		Fire Approval if Required (Yes/No)	no

Manifolds

Manifold Type	Vapor/Liquid(Name)	Serial No.	Type
---------------	--------------------	------------	------

Regulator Brand

Regulator Brand Name	Model Number	Quantity
astro	704	1

Pipework Type

Pipetype	Steel	Copper	Composite	CSST	HDPE
Surface			10		
Embedded					
In Roof					
Buried					
Filling Site					
Pipe run in metre	0	0	10.0	0	0

Appliances

Note: for domestic and commercial installations, only appliances that comply with SANS 1539 may be installed. If in doubt contact the appliance supplier or the LPGSA

Type Name	Brand	Model Number
4 burner hob	Dewhot	DH4BSS/NG-200146

Installation Standard 10087/1

Edition 2013

Leak test Pass

Leak Repaired NA

Standing Pressure 3kpa

Working Pressure 2.8kpa



Certificate No.:

125817

LP Gas - Domestic



CERTIFICATE OF CONFORMITY FOR GAS INSTALLATIONS: OCCUPATIONAL HEALTH AND SAFETY ACT, 1993 Regulation 17(3) of the Pressure Equipment Regulations, 2009

Metered site	No
Flue Termination	NA
Flue Termination Reason	0
Flue Operation Tested	NA
Flue Non Operation Reason	0
Ventilation	Pass
Burner Inspection	Pass
Burner Cleaned	NA
Flame Picture	Pass
Appliance operation	Pass
Manifold Inspection	NA
Manifold Repair	0

Uploaded Supporting Documents :



Geo Locations of COC Latitude :-30.708484 Longitude : 30.476021

Mentor Name (if Applicable)	Signature (if Applicable)
Mentor Registration ID (if Applicable)	

Additional comments (if any)

CERTIFICATE OF CONFORMITY FOR GAS INSTALLATIONS: OCCUPATIONAL HEALTH AND SAFETY ACT, 1993 Regulation 17(3) of the Pressure Equipment Regulations, 2009

Safety Concern/Comments

0

In the event of a gas leak, close all valves, open windows and contact your gas installer or supplier

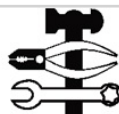


Adhere to all warning signs fitted to the gas installation and cylinders

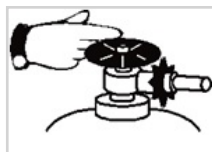
It is advisable to install at least one dry powder fire extinguisher **close to** the LP Gas cylinder installation



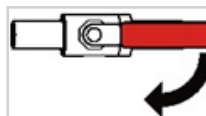
When storing certain volumes of LP Gas on your premises, the local by-laws might require that you obtain a Flammable Liquid Permit (check with your gas supplier/ Fire Department)



Do not make changes or additions to the gas installation. Only use a registered gas installer

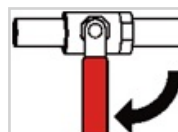
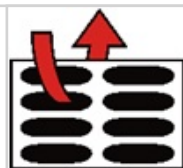


Ensure the cylinder valve is **closed** before removing the connecting hose or changing the gas cylinder



Open

The installation is equipped with an emergency valve that must be accessible at all times should an emergency arise



Closed

Ensure that the main isolation valve of the gas supply line is **closed** when the system is not in use for extended periods

Permanent air ventilation may be required for the safety of the occupants of rooms where gas appliances are installed. Check with the gas installer

Empty Cylinders must be closed and stored in a safe place away from extreme heat

All gas installations and appliances should be checked for leaks and safe operation every 12 months

LP Gas hoses to connect cylinders must be replaced every 5 years or sooner if they show any cracks in the surface